

- [News](#)
- [Persbericht](#)
- [Uitleg](#)
- [First routine](#)
- [Results](#)
- [Pictures](#)
- [Videos](#)
- [Location](#)
- [Travel + hotels](#)
- [Sponsors](#)
- [Links](#)
- [Contact](#)

[Home](#) » [Results](#) » Results 2013

Results 2013



















These are the results of the 2013 Aalsmeer Flower Cup. They will soon be provided as a PDF file.









Extra prizes for all-day highest scores:

- Execution: Kirsten Boersma 27.4, Nicolas Schori 27.5
- Time of Flight: Kirsten Boersma 16.630, Fernando Götschin 18.050
- Highest difficulty: Savannah Vinsant 14.8, Steven Gluckstein 16.9 (prelims 16.7)









Classes: [Class I Men](#), [Class I Women](#), [Class I Boys](#), [Class I Girls](#), [Class II Men](#), [Class II Women](#).




















#	Name	Compulsory		Voluntary			Prelims		Finals			
		Diff	ToF	Total	Diff	ToF	Total	Score	#	Diff	ToF	Total
Club / organization												








	 Matthias								
17	Mossner TV 1905 Unterbach e.V.	2.8	16.705	43.205	14.6	16.100	51.300	94.505	
	 Romain								
18	Holenweg Swiss Gymnastics Federation	2.6	16.600	44.500	11.7	15.155	47.655	92.155	
	 Daniel Vidstrup								
19	Danish Gymnastics Federation	2.7	16.730	43.830	14.0	15.105	48.205	92.035	
	 Simon Progin								
20	Swiss Gymnastics Federation	2.7	16.960	45.360	14.0	14.000	46.200	91.560	
	 Rafael								
21	Fatkhelyanov Kazakstan Trampoline Team	2.9	14.745	40.545	13.6	15.850	50.550	91.095	
	 Leon Zaunseder								
22	TSV Turnerbund München	2.7	16.435	43.135	14.4	14.495	47.895	91.030	
	 Jimmy Demmers								
23	TVIJ	3.6	16.505	39.905	12.0	16.145	50.645	90.550	
	 Jessie Carrise								
24	Skyriders Trampoline Place	2.9	16.340	42.840	13.7	13.655	45.855	88.695	
	 Stewart Addison								
25	Tigger's Trampoline Club	2.3	16.675	42.275	13.3	14.245	45.645	87.920	
	 Louis Fait								
26	Athletic Gym Le Portel	2.5	16.345	39.145	12.2	15.540	48.440	87.585	
	 Dwight Baltus								
27	Flik-Flak	2.7	15.715	41.615	11.2	14.505	45.205	86.820	
	 Jurn Booltink								
28	Cleton Sports	3.1	14.725	38.525	11.7	14.560	46.460	84.985	
	 Orlando								
29	Götschin Pro Patria Zoetermeer	3.1	17.425	45.825	11.1	12.130	38.830	84.655	
	 Wolfgang								
30	Fanestiel Fairland Trampoline and Tumbling	1.5	14.605	36.905	13.3	15.060	47.360	84.265	
	 Chris Moerman								
31	Trampolinevereniging Triffis Alkmaar	1.3	14.640	37.440	9.0	15.550	45.550	82.990	
	 Alexi Shostak								
32	Trampoline and Tumbling Express	2.9	17.125	45.525	9.6	9.565	31.865	77.390	
	 Melvin Dokter								
33	SV Omnia 2000 Aalsmeer	2.5	14.800	33.700	9.4	14.930	42.730	76.430	
	 Hunter Brewster								
34		1.5	15.330	39.930	8.0	8.345	28.245	68.175	

	Trampoline and Tumbling Express								
35	 Simon Debacker Lenig en Vlug	3.3	17.025	45.325	6.5	6.695	21.695	67.020	
36	 Adam Sult Czech Gymnastics Federation	2.8	17.295	44.295	5.4	6.560	20.160	64.455	
37	 Andrew Martin Airborne Trampoline North	2.7	15.415	42.115	5.1	5.435	16.535	58.650	
38	 Nick Davies High Flyers Trampoline Club	2.9	16.505	39.905	4.9	4.890	15.890	55.795	
39	 Oleksandr Satin Mykolayiv's Area Trampoline Federation	1.3	16.205	41.605	2.0	1.845	6.245	47.850	
40	 Bart de Vries Flik-Flak	1.8	16.010	40.410	1.5	1.640	5.240	45.650	
41	 Nick Nowak TGJ Saltzgitter	2.7	16.480	44.380	0.0	0.000	0.000	44.380	
42	 Frederic Dagenais Unigym		6.965	16.165	5.8	6.375	19.675	35.840	










Class I Women (FIG A)




































1	 Andrea Lenders Flik-Flak	2.7	16.095	45.495	13.8	14.790	50.790	96.285	3	14.0	15.055	52.055
2	 Savannah Vinsant Trampoline and Tumbling Express	3.1	16.455	46.555	14.6	15.025	51.425	97.980	1	14.8	14.975	51.175
3	 Sylvie Wirth Swiss Gymnastics Federation	2.5	16.125	44.125	12.7	15.035	50.035	94.160	6	12.1	15.145	50.045
4	 Pascal Wiebering Trampolinevereniging Triffis Alkmaar	2.7	15.555	42.755	12.4	14.660	49.260	92.015	8	12.5	15.095	49.695
5	 Romana Schuring TVIJ	3.1	15.195	44.495	12.7	14.115	47.315	91.810	9	12.7	14.385	48.685
6	 Justine Brodelet Sterk en Lenig Drongen	2.9	15.585	44.685	10.9	15.280	48.780	93.465	7	10.5	14.975	47.875
7	 Samantha Sendel Gymnastics Canada	2.5	16.115	44.115	13.8	14.765	50.565	94.680	4	11.2	14.135	44.635
8	 Anastasia Bosshard Swiss Gymnastics Federation	1.9	15.730	44.730	10.5	14.870	49.570	94.300	5	6.8	8.725	28.425









9	 Deborah Velema DFS Hoogezaand	1.8	15.860	43.960	8.2	15.435	47.835	91.795	10	2.4	6.470	19.170
10	 Kirsten Boersma Pro Patria Zoetermeer	2.9	16.630	46.930	13.4	14.930	50.530	97.460	2	2.0	1.710	6.110
11	 Melanie Peterhans Swiss Gymnastics Federation	2.2	16.185	44.585	11.6	14.605	47.005	91.590				
12	 Bo Bet Trampolinevereniging Triffis Alkmaar	2.7	15.275	42.075	12.7	14.350	49.050	91.125				
13	 Deana Parris Fairland Trampoline and Tumbling	3.1	15.435	43.535	13.3	14.735	47.535	91.070				
14	 Simone Scherer Swiss Gymnastics Federation	2.0	15.555	43.555	11.4	14.725	46.825	90.380				
15	 Olena Syvanych Mykolayiv's Area Trampoline Federation	2.9	16.015	45.315	11.0	13.785	44.885	90.200				
16	 Ivanna Antezana Fairland Trampoline and Tumbling	2.6	14.705	41.605	10.0	14.340	47.040	88.645				
17	 Katerina Solanska Czech Gymnastics Federation	1.8	14.835	41.135	10.7	14.025	45.325	86.460				
18	 Carlijn Blekkink TSH	0.8	13.730	37.030	12.1	14.365	49.065	86.095				
19	 Jaimy van Zundert Pro Patria Zoetermeer	1.5	14.435	39.935	8.4	14.040	45.840	85.775				
20	 Jana Twesten HSV Stöckte	1.9	14.975	39.875	9.4	14.355	45.855	85.730				
21	 Emilie Gram Danish Gymnastics Federation	2.5	13.825	40.525	9.9	13.435	44.835	85.360				
22	 Taysia Thompson Unigym	1.2	14.460	39.160	8.4	14.355	45.955	85.115				
23	 Laura Hul Lenig en Vlug	2.2	14.740	40.840	9.6	13.510	44.010	84.850				
24	 Lena Lienenkämper TV Winterhagen	1.5	14.280	39.980	8.0	13.695	43.495	83.475				
25	 Sandra Opalecka Czech Gymnastics Federation	2.0	14.410	39.810	8.5	13.685	42.785	82.595				
26	 Brenda Wagensveld TCG Sparta Ermelo	2.2	15.120	41.320	7.6	13.965	41.265	82.585				
27	 Ashley Kuijper	1.7	13.710	37.810	7.2	13.950	43.350	81.160				





	Pro Patria Zoetermeer								
28	 Emmelijnn Smits Turnoss	1.0	13.180	37.280	7.7	12.900	42.900	80.180	
29	 Andrea Pinzon Tron Veneroso Gymnastics	1.5	13.905	37.505	8.8	13.265	42.565	80.070	
30	 Otilie Schelstraete Sterk en Lenig Drongen	2.9	15.315	41.715	3.2	5.975	16.175	57.890	
31	 Helena Mogensen Danish Gymnastics Federation	2.5	12.970	36.670	4.1	4.260	16.260	52.930	
32	 Patricia Meijer Pro Patria Zoetermeer		11.410	25.210	5.4	6.260	19.360	44.570	
33	 Esther van Voorthuizen DFS Hoogezand		7.480	18.180	2.4	4.730	12.830	31.010	
34	 Gaby Broersma TCG/KDO Apeldoorn		0.000	0.000	1.5	1.515	5.115	5.115	

Class I Boys (FIG B)












	 Pirmammad								
1	 Aliyev Kazakstan Trampoline Team		17.190	44.090	11.3	16.330	51.430	95.520	1 13.0 16.645 54.145
2	 Artisiom Smirnou Belarus Gymnastics Association		16.430	42.630	13.9	15.550	52.450	95.080	2 13.9 15.580 53.680
3	 Cody Gesuelli Elite Trampoline Academy		16.240	43.040	15.0	14.955	50.755	93.795	3 15.0 15.395 52.195
4	 Colin Duda Elite Trampoline Academy		16.440	41.340	13.0	15.860	50.560	91.900	5 13.0 16.045 51.445
5	 Daniel McCaffrey Focus Institute of Gymnastics		15.775	41.675	12.1	15.690	50.690	92.365	4 12.3 15.565 50.965
6	 Mikita Ilinykh Belarus Gymnastics Association		15.535	42.535	13.3	14.455	49.355	91.890	6 13.3 14.680 49.580
7	 Danil Mussabayev Kazakstan Trampoline Team		14.705	40.105	11.4	14.460	48.160	88.265	8 13.3 14.520 47.420
8	 Jonathan Arsenault Spring Action		15.845	39.945	10.5	15.250	47.250	87.195	9 10.5 15.315 47.115

	Trampoline										
9	 Sven Hop TCG/KDO Apeldoorn	14.635	40.935	10.9	13.675	45.275	86.210	10	12.3	13.720	46.420
	 Joseph										
10	 Kozlowski Elite Trampoline Academy	16.395	42.195	13.1	15.205	48.605	90.800	7	8.1	9.320	30.420
	 Yann Amsler										
11	 Swiss Gymnastics Federation	14.335	38.435	9.9	14.195	47.295	85.730				
	 Benjamin Salo										
12	 Kjaer Danish Gymnastics Federation	14.315	38.515	9.1	14.410	46.810	85.325				
	 Dmitrijs Antons										
13	 BJC Daugmale	15.125	38.125	11.9	14.445	47.145	85.270				
	 Vaggelis Makris										
14	 A.C. Pefkis	15.175	40.175	11.0	14.715	45.015	85.190				
	 Dylan Marshall										
15	 Cobra Gymnastics Club	15.145	38.445	12.5	14.655	46.655	85.100				
	 Martin										
16	 Christensen Danish Gymnastics Federation	14.740	38.340	10.5	14.160	45.460	83.800				
	 Gabriel Massé										
17	 Unigym	14.880	38.780	9.3	14.415	44.515	83.295				
	 Luca Cyron										
18	 TGJ Saltzgitter	14.000	37.000	8.4	13.985	44.985	81.985				
	 Jeppe										
19	 Munkholm Danish Gymnastics Federation	13.895	38.795	8.1	13.425	42.925	81.720				
	 Lukas Majer										
20	 Czech Gymnastics Federation	16.200	38.900	11.2	14.910	42.410	81.310				
	 Manuel Rösler										
21	 Munich Airriders	13.250	37.850	8.4	12.880	43.080	80.930				
	 Sebastien										
22	 Lachavanne Swiss Gymnastics Federation	13.880	35.380	8.9	13.705	45.205	80.585				
	 Joseph Isenberg										
23	 Elite Trampoline Academy	14.170	37.270	11.2	13.640	42.940	80.210				
	 Kevin Suurd										
24	 DFS Hoogezand	14.805	40.705	8.5	12.345	39.345	80.050				
	 Alex Cheek										
25	 Fairland Trampoline and Tumbling	14.890	36.490	10.0	14.295	43.495	79.985				
	 Daan Bergsma										
26	 TSH	13.710	37.410	7.8	13.365	41.465	78.875				






27	 Lucas Cheung Danish Gymnastics Federation	13.445	35.845	8.3	13.220	42.920	78.765
28	 Fabian Schulz TuS Wiebelskirchen	15.530	39.430	8.0	13.260	39.060	78.490
29	 Marcus Egge Olsen Danish Gymnastics Federation	14.675	36.375	8.8	14.305	41.905	78.280
30	 Joey Stuiiver TSH	14.650	38.350	7.5	14.565	39.465	77.815
31	 Maurice Schneider TuS Wiebelskirchen	14.375	36.775	5.7	13.320	41.020	77.795
32	 Mel van der Kolk TVIJ	13.480	36.380	7.8	13.120	40.620	77.000
33	 Laurent Currer- Briggs Unigym	14.720	34.620	11.5	14.320	40.220	74.840
34	 Berk Sörman Flik-Flak	13.750	38.050	7.0	12.425	36.425	74.475
35	 Emre Sörman Flik-Flak	12.855	33.055	7.1	13.010	41.410	74.465
36	 Milco Abrahams Turnoss	13.160	33.860	8.2	13.410	40.410	74.270
37	 Frederik Søgaard Danish Gymnastics Federation	13.370	33.370	6.9	13.240	39.340	72.710
38	 Marcus Sickmüller TGJ Saltzgitter	16.690	43.590	7.3	9.140	27.340	70.930
39	 Bastian Druwen TV Blecher	13.140	32.340	5.6	13.265	38.265	70.605
40	 Ole Hill VFL Grasdorf	12.930	33.130	5.7	12.680	37.180	70.310
41	 Guido Groefsema Trampoline Vereniging Veerkracht	12.930	26.030	7.1	14.555	43.055	69.085
42	 Pedro Ferreira Portuguese Federation	17.380	43.080	6.5	6.725	21.925	65.005
43	 Noah Rhoads Fairland Trampoline and Tumbling	15.665	40.965	6.3	7.510	24.010	64.975
44	 Arris Craig VAKO Vries	10.270	25.670	4.9	13.300	38.500	64.170
45	 Ryan Tardif Airborne Trampoline North	15.195	38.395	6.1	7.740	22.940	61.335

46	 Juan Andres van der Pol TSH	5.990	14.290	7.8	13.925	43.325	57.615
47	 Ben Pakes Danish Gymnastics Federation	15.860	40.960	3.8	4.855	15.455	56.415
48	 Artisiom Zhuk Belarus Gymnastics Association	16.855	43.855	2.9	3.430	11.030	54.885
49	 Richard van der Graaff TSH	12.840	37.640	4.6	4.995	16.395	54.035
50	 Corey Walkes High Flyers Trampoline Club	15.205	39.505	1.9	3.005	9.505	49.010
51	 Roel Teillers Trampoline Vereniging Veerkracht	15.300	39.000	1.5	1.570	5.170	44.170
52	 Tobias Dybdahl Danish Gymnastics Federation	15.670	38.570	1.5	1.615	5.015	43.585








Class I Girls (FIG B)

1	 Viktoria Bosshard Swiss Gymnastics Federation	15.400	40.800	9.0	14.975	47.775	88.575	5	9.0	15.110	49.110
2	 Christina Webster Tumbling express	15.150	40.550	12.1	14.600	49.500	90.050	2	13.1	14.605	49.105
3	 Jackie Lionahr Pro Patria Zoetermeer	15.445	39.445	11.4	15.250	48.650	88.095	6	10.4	15.150	49.050
4	 Natallia Hrukava Belarus Gymnastics Association	15.310	40.010	11.4	14.100	45.600	85.610	9	12.9	14.105	48.905
5	 Andrea Ghanian Elite Trampoline Academy	15.075	40.175	10.5	14.005	48.505	88.680	4	10.5	14.115	48.515
6	 Bruna Li Portuguese Federation	14.725	39.125	9.1	14.635	46.735	85.860	8	9.1	14.725	47.525
7	 Ana Gomes Portuguese Federation	15.375	40.475	9.8	14.755	46.855	87.330	7	10.0	14.370	47.470
8	 Aileen Rösler Munich Airriders	15.465	40.865	10.5	14.680	48.080	88.945	3	10.5	14.585	47.285
9	 Lucia Hakkaart Swiss Gymnastics Federation	14.240	39.340	8.8	13.845	45.945	85.285	10	8.8	14.050	46.050
10	 Alexandria Giesbrecht Gymnastics Canada	15.250	41.350	13.0	14.685	49.285	90.635	1	9.7	9.840	35.640
11	 Sara Debacker	15.480	38.980	10.4	15.245	45.945	84.925				












	Lenig en Vlug						
	 Courtney Walsh						
12	Elite Trampoline Academy	15.010	39.310	10.6	13.890	45.390	84.700
	 Alexandra						
13	Breuer Turnteam Toyota Köln	13.965	37.865	10.4	13.800	46.300	84.165
	 Lena Lambert						
14	TuS Wiebelskirchen	14.895	38.495	8.1	14.660	45.560	84.055
	 Jessie van						
15	Ooijen Flik-Flak	14.275	37.975	8.5	14.040	45.740	83.715
	 Delilah Glidden						
16	Fairland Trampoline and Tumbling	14.815	37.515	10.2	13.960	46.160	83.675
	 Lara Craig						
17	Two Foot Higher Trampoline Club	15.550	37.450	9.2	15.495	45.995	83.445
	 Lara Schut						
18	Trampolinevereniging Triffis Alkmaar	14.240	38.640	6.9	14.335	44.635	83.275
	 Morgan Grossie						
19	Trampoline and Tumbling Express	14.740	37.540	8.9	14.580	45.680	83.220
	 Briana						
20	Kozlowski Elite Trampoline Academy	14.670	37.570	10.0	13.575	45.175	82.745
	 Niamh Slattery						
21	Trampolinevereniging Triffis Alkmaar	14.715	38.315	6.4	14.435	44.235	82.550
	 Lauren						
22	Williamson Aerodynamic T.C.	14.240	37.640	10.1	13.675	44.875	82.515
	 Demi van Hoek						
23	Flik-Flak	14.455	37.555	7.4	14.385	44.685	82.240
	 Claudia de Graaf						
24	DFS Hoogezand	14.895	37.895	10.3	14.215	44.115	82.010
	 Floor Meijering						
25	TCG/KDO Apeldoorn	14.455	38.255	9.7	14.030	43.530	81.785
	 Anouk						
26	Olszewski TGJ Saltzgitter	13.845	37.545	9.0	13.505	43.805	81.350
	 Susan Vlaming						
27	TSH	14.555	36.855	9.3	14.215	44.215	81.070
	 Kim Emans						
28	Flik-Flak	14.780	38.780	6.3	14.710	41.710	80.490
	 Camilla Sander						
29	Danish Gymnastics Federation	13.775	36.375	8.4	14.575	44.075	80.450
	 Beth Williamson						
30	Aerodynamic T.C.	14.350	37.550	9.1	13.530	42.830	80.380






















31	 Miona van de Wiel Flik-Flak	13.645	36.745	8.8	13.565	43.365	80.110
32	 Leonor Lopes Portuguese Federation	14.700	36.800	9.2	14.070	42.770	79.570
33	 Estrea Wiggers Flik-Flak	14.050	35.950	10.3	13.760	43.160	79.110
34	 Isabell Druwen TV Blecher	14.010	36.710	5.6	14.255	42.155	78.865
35	 Madelief Markx Turnoss	13.100	36.300	8.4	13.135	42.535	78.835
36	 Jennifer Kouwenhoven TSH	13.215	37.115	7.3	13.155	41.555	78.670
37	 Nicole Gacsi Elite Trampoline Academy	14.365	35.365	10.7	13.575	43.175	78.540
38	 Caitlin Jie Turnoss	14.835	36.735	6.7	14.755	41.755	78.490
39	 Anica Noltze TV Blecher	14.160	36.460	5.7	14.545	41.945	78.405
40	 Ilse Redeker Cleton Sports	13.440	36.140	8.0	13.140	42.040	78.180
41	 Melissa Schuur TCG Sparta Ermelo	14.190	36.890	8.5	13.850	41.150	78.040
42	 Sara Lindahl Jensen Danish Gymnastics Federation	13.415	36.015	8.8	13.265	41.965	77.980
43	 Julia Kees TSH	13.560	36.660	7.8	13.325	41.025	77.685
44	 Roby Linthuis TCG Sparta Ermelo	13.730	36.130	6.4	13.285	41.185	77.315
45	 Bente Geleijn SV Omnia 2000 Aalsmeer	13.705	35.405	7.9	13.235	41.835	77.240
46	 Selina van Maren TVIJ	13.085	35.085	8.0	13.395	41.995	77.080
47	 Angela Osenberg TV Winterhagen	13.385	34.785	6.0	13.380	40.380	75.165
48	 Isa Hietala Bounce	12.945	34.645	7.6	13.185	40.385	75.030
49	 Laura Albillos Federacion de Gimnasia del Principado de Asturias	12.690	33.290	7.6	12.725	41.225	74.515
50	 Maaïke Spring in 't Veld TVIJ	13.070	34.170	6.2	12.960	39.160	73.330








51	 Jule Norbistrath TV Blecher	12.290 32.790 5.8	12.475 39.475 72.265
52	 Annemijn Cornelissen TCG Sparta Ermelo	13.180 31.480 5.7	13.185 39.885 71.365
53	 Jennifer van Maren TVIJ	11.635 30.235 6.2	13.415 41.115 71.350
54	 Zoë van Litsenburg Flik-Flak	12.385 31.985 8.1	12.525 37.325 69.310
55	 Quinta Baaijens Trampoline Vereniging Veerkracht	13.260 31.360 5.8	13.505 36.405 67.765
56	 Iris Looij Forza Gymnastica	12.535 27.335 5.7	12.955 39.155 66.490
57	 Emma Caarls Trampoline Vereniging Veerkracht	11.170 26.670 5.2	12.445 36.445 63.115
58	 Tessa de la Parra TCG Sparta Ermelo	12.120 26.620 5.5	12.360 36.460 63.080
59	 Ismay van de Vliert TCG Sparta Ermelo	12.605 32.105 4.6	9.330 27.330 59.435
60	 Breanne Hatter Elite Trampoline Academy	14.345 36.245 5.4	7.230 22.330 58.575
61	 Vanessa Rae Smith Danish Gymnastics Federation	13.690 35.790 4.6	6.835 21.335 57.125
62	 Ginger Hansen Elite Trampoline Academy	14.070 37.370 5.6	5.370 18.770 56.140
63	 Karolina Sikorova Czech Gymnastics Federation	14.115 37.415 3.9	5.570 17.970 55.385
64	 Elli Rossi Bounce	12.720 31.420 4.8	7.565 23.365 54.785
65	 Fabiënne Faas NIKA – Hoogland	14.065 36.065 3.3	5.690 16.890 52.955
66	 Joanne Steinmetzler TV Winterhagen	10.590 27.790 3.4	8.250 24.850 52.640
67	 Savannah Deckers Flik-Flak	14.450 39.450 1.9	2.970 8.970 48.420
68	 Melanie van Duin Pro Patria Zoetermeer	13.660 38.560 2.5	2.895 9.795 48.355

69	 Moira Ciliberto Swiss Gymnastics Federation	14.070	39.270	1.9	2.845	9.045	48.315
70	 Janina Müller Swiss Gymnastics Federation	13.035	37.435	1.8	2.860	8.860	46.295
71	 Meghan O'Connell Elite Trampoline Academy	15.495	40.895	1.7	1.535	5.335	46.230
72	 Anna Unuk TSB Schwäbisch Gmünd	15.015	39.315	1.7	1.560	5.360	44.675
73	 Iris de Velde Harsenhorst TCG Sparta Ermelo	9.290	23.390	3.2	6.665	19.865	43.255
74	 Finja Beermann TV Winterhagen	1.375	2.975	5.1	12.905	40.005	42.980
75	 Regina Omta Trampoline Vereniging Veerkracht	11.510	28.110	2.1	5.020	13.720	41.830











Class II Men (FIG B)




















1	 Christophe Fait Athletic Gym Le Portel	14.375	38.175	7.5	15.865	47.665	85.840	1	7.5	16.345	49.345
2	 Dimitris Makris A.C. Pefkis	13.265	37.965	7.7	13.320	45.220	83.185	4	7.7	13.760	47.060
3	 Adam Payne Portsmouth Trampoline Club	15.360	37.160	8.0	15.325	44.825	81.985	6	8.0	15.980	46.980
4	 Sacha Vinagre Acro Tramp Sevrans	14.950	38.950	7.2	15.045	45.945	84.895	3	7.8	14.965	46.365
5	 Murray Findlay Falcon Trampoline Club	14.900	39.600	8.0	12.765	43.065	82.665	5	8.0	14.775	45.975
6	 Robin Kramer Cleton Sports	16.010	39.110	8.0	15.145	46.245	85.355	2	8.0	14.965	45.965
7	 Carl Emil Jernov Danish Gymnastics Federation	13.860	37.760	7.8	13.500	42.000	79.760	7	7.8	13.695	44.295
8	 Grant Miller Trampoline and Tumbling Express	13.265	35.865	8.0	13.100	42.400	78.265	9	8.0	13.360	43.860
9	 Oscar Jiran Castro Martinez Veneroso Gymnastics	14.040	32.440	8.0	14.350	45.150	77.590	10	8.0	14.085	42.585
10	 Peter Sørensen Danish Gymnastics Federation	14.170	36.570	7.8	13.770	41.870	78.440	8	3.0	4.635	14.435
11	 Lennardt Glositzki	13.595	33.295	8.0	14.405	44.105	77.400				



















VFL Grasdorf						
	 Zachary Alfonso					
12	Trampoline and Tumbling Express	13.035	34.235	8.0	12.935	42.535 76.770
13	 Thom Tamboer TCG/KDO Apeldoorn	13.710	35.710	7.3	13.720	40.920 76.630
14	 Raphaël Stadler Acro Tramp Sevrans	13.670	33.370	7.9	14.270	43.170 76.540
15	 Théo Gaternich Acro Tramp Sevrans	13.355	34.355	8.0	13.505	41.505 75.860
16	 Aron Pałka GOK Dobrzeń Wielki	13.940	35.240	7.2	14.660	40.460 75.700
17	 Joost Geurts Cleton Sports	13.980	34.880	8.0	14.820	40.520 75.400
	 Kyle Lancashire					
18	Two Foot Higher Trampoline Club	14.490	33.890	7.1	14.145	40.745 74.635
19	 Max van Langen TCG/KDO Apeldoorn	13.430	33.730	8.0	12.800	40.500 74.230
20	 Hamish Colgan Two Foot Higher Trampoline Club	14.430	34.330	5.5	14.680	39.780 74.110
21	 Benji Saxby London Trampoline Academy-Team Nova	12.255	32.755	6.4	12.900	41.100 73.855
22	 Zilver Schmitz TCG/KDO Apeldoorn	13.045	37.045	4.7	12.175	35.375 72.420
23	 Patrick Warmer Trampolinevereniging Triffis Alkmaar	14.125	33.925	8.0	13.310	37.910 71.835
24	 Rik Winters Cleton Sports	13.870	32.870	6.3	14.435	38.835 71.705
25	 Bjorn van Beek Cleton Sports	15.605	32.505	6.3	15.160	39.160 71.665
26	 Anton Charman Ministry of Air	13.665	31.865	6.2	13.770	38.870 70.735
27	 Ashton Young Trampoline and Tumbling Express	13.355	31.755	6.9	12.735	38.835 70.590
28	 Marek Waindok GOK Dobrzeń Wielki	13.460	31.760	8.0	13.350	38.250 70.010
29	 Maciej Płonka GOK Dobrzeń Wielki	13.230	32.030	7.2	11.640	35.740 67.770
30	 Steven Wade Spring Action Trampoline	15.540	36.640	5.9	12.220	31.020 67.660
31	 Dmitrijs Logacovs BJC Daugmale	11.040	29.840	5.9	11.640	35.240 65.080
32	 Kirils Murausks BJC Daugmale	11.325	29.025	6.4	11.455	35.755 64.780

	 Ismail								
33	Ibragimov Kazakstan Trampoline Team	15.280	39.380	4.8	5.935	19.535	58.915		
34	 Will Gower Ministry of Air	11.825	23.425	5.3	12.950	34.050	57.475		
35	 Koen Winkelhorst RGV	8.395	17.295	5.1	11.825	34.625	51.920		
36	 Alexander Paterson High Flyers Trampoline Club	13.765	32.865	2.3	4.280	12.780	45.645		
37	 Bram Marskamp Cleton Sports	1.320	3.420	7.5	13.230	41.030	44.450		
38	 Conor Lees Freefallers Trampoline Club	1.510	3.310	6.3	14.110	38.210	41.520		
39	 Ilja Fjodorovs BJC Daugmale	12.130	30.830	1.3	1.230	4.330	35.160		










Class II Women (FIG B)

1	 Anina Wechsler Swiss Gymnastics Federation	13.795	38.795	7.8	13.765	45.165	83.960	2	7.8	13.950	45.750
2	 Beatriz Lopes Portuguese Federation	13.910	37.310	8.0	13.515	42.615	79.925	6	8.0	13.595	45.195
3	 Katy Crandall Tigger's Trampoline Club	14.520	38.020	8.0	14.270	44.470	82.490	3	8.0	14.040	45.040
4	 Emily Gaskell Reach For The Sky Trampoline Club	13.770	36.570	7.7	13.530	43.930	80.500	5	7.8	13.585	44.785
5	 Joni Sabbe Lenig en Vlug	13.870	36.470	8.0	13.155	43.055	79.525	10	7.9	13.510	44.510
6	 Erin Slater High Flyers Trampoline Club	13.915	36.715	8.0	13.885	42.985	79.700	9	8.0	13.815	44.215
7	 Linda Kuilboer Trampolinevereniging Triffis Alkmaar	13.530	36.330	7.8	13.585	43.485	79.815	7	7.8	13.340	42.440
8	 Saskia Holsteiner TV 1905 Unterbach e.V.	13.690	38.090	8.0	13.715	42.915	81.005	4	8.0	13.255	41.055
9	 Sophia Dworniczak Trampoline and Tumbling Express	13.275	37.375	8.0	12.980	42.380	79.755	8	6.7	10.480	35.080
10	 Amy Morris Freefallers Trampoline	15.475	39.575	8.0	15.230	45.630	85.205	1	2.3	3.100	9.500

	Club					
11	 Morgan Horne Freefallers Trampoline Club	13.660	37.360	6.3	13.325	42.125 79.485
12	 Charlotte Wright Haley High Flyers Trampoline Club	13.640	36.840	7.6	13.385	42.585 79.425
13	 Kelsey Forbes Fairland Trampoline and Tumbling	13.450	37.750	8.0	13.275	41.375 79.125
14	 Janine van Embden TCG/KDO Apeldoorn	13.075	36.675	8.0	13.175	42.375 79.050
15	 Gerlissa van der Groep TCG/KDO Apeldoorn	13.910	37.210	7.4	13.830	41.830 79.040
16	 Lisa Kok TCG/KDO Apeldoorn	13.285	35.585	7.7	14.085	43.085 78.670
17	 Megan Davies Reach For The Sky Trampoline Club	13.535	36.835	5.5	13.555	41.755 78.590
18	 Kateřina Zvingerová Sokol Zizkov	14.355	36.155	7.1	14.485	41.985 78.140
19	 Evelien Schaafsma DFS Hoogezand	14.120	35.320	6.8	14.030	42.430 77.750
20	 Lilianna Young High Flyers Trampoline Club	13.820	35.020	6.9	14.495	42.695 77.715
21	 Anna Stavrou A.C. Pefkis	11.785	35.985	7.6	11.895	40.995 76.980
22	 Joska Groendijk DFS Hoogezand	12.950	35.450	7.5	12.645	41.045 76.495
23	 Gabrielle Smith Trampoline and Tumbling Express	12.620	34.220	8.0	12.435	42.035 76.255
24	 Anastasia Papadimitriou A.C. Pefkis	11.620	34.820	7.6	11.570	41.370 76.190
25	 Manon Moreau Acro Tramp Sevrans	13.430	34.230	6.3	14.115	41.815 76.045
26	 Mhairi Roberts Tigger's Trampoline Club	14.815	31.015	7.5	15.025	44.825 75.840
27	 Nina Suchanoff TV Winterhagen	13.625	35.325	7.8	13.060	40.460 75.785
28	 Bloem Schmitz TCG/KDO Apeldoorn	13.060	34.960	6.4	12.995	40.795 75.755
29	 Emma Chard	13.390	34.690	6.3	13.250	40.750 75.440

	Freefallers Trampoline Club					
	 Carly Berges					
30	Fairland Trampoline and Tumbling	12.405	33.505	7.9	13.075	41.475 74.980
	 Bianca Olie					
31	Trampolinevereniging Triffis Alkmaar	12.855	33.955	8.0	13.330	40.930 74.885
	 Julija Tarasenko					
32	BJC Daugmale	12.615	34.815	8.0	12.420	39.420 74.235
	 Fleur Sweet					
33	London Trampoline Academy-Team Nova	12.905	34.005	7.1	12.850	39.850 73.855
	 Trevyn Holland					
34	Ministry of Air	13.975	33.775	5.8	14.415	39.915 73.690
	 Jemima Bradley					
35	London Trampoline Academy-Team Nova	13.775	33.075	8.0	13.195	40.595 73.670
	 Nadia La Vos					
36	Pro Patria Zoetermeer	12.420	33.720	5.4	12.545	39.845 73.565
	 Klara Williams					
37	Reach For The Sky Trampoline Club	12.690	33.790	7.6	12.365	39.565 73.355
	 Jeresa Hatumena					
38	Cleton Sports	12.525	34.025	6.3	12.450	39.250 73.275
	 Saskia Bachler					
39	TV 1905 Unterbach e.V.	13.515	33.715	8.0	13.040	39.440 73.155
	 Anna Reijerman					
40	Cleton Sports	12.940	33.540	6.2	12.875	39.275 72.815
	 Daphne van der					
41	Have Cleton Sports	12.850	33.550	7.1	12.810	38.810 72.360
	 Charlotte					
42	Reddish Two Foot Higher Trampoline Club	13.365	33.265	6.2	13.315	38.715 71.980
	 Danielle Hurford					
43	London Trampoline Academy-Team Nova	12.750	32.650	8.0	13.165	39.265 71.915
	 Tara van					
44	Heumen RGV	13.230	33.030	5.8	12.325	38.225 71.255
	 Rhiannon					
45	Howell Freefallers Trampoline Club	13.435	30.435	5.4	13.455	40.655 71.090
	 Romey					
46	Sgambati London Trampoline Academy-Team Nova	12.270	33.370	5.5	12.320	37.620 70.990
	 Frédérique					
47		12.965	30.565	5.4	14.080	40.280 70.845

	Mackaay RGV					
	 Astrid Sewell					
48	Risley London Trampoline Academy-Team Nova	12.960	32.960	5.7	12.915	37.515 70.475
	 Shaya van					
49	Houdt Pro Patria Zoetermeer	13.120	30.020	8.0	12.855	40.355 70.375
	 Patricia Hahne					
50	TV 1905 Unterbach e.V.	14.100	30.000	5.8	14.160	40.160 70.160
	 Marleen Eggink					
51	RGV	12.455	29.655	6.1	13.965	40.365 70.020
	 Laura Schipper					
52	Omnigym Assen	12.385	30.885	6.5	13.460	38.660 69.545
	 Bryony Harper					
53	Freefallers Trampoline Club	13.610	28.010	5.6	14.145	41.345 69.355
	 Irene-Anna					
54	Lagonika A.C. Pefkis	11.435	31.335	6.6	11.670	36.170 67.505
	 Ruth Sibbald					
55	Two Foot Higher Trampoline Club	12.160	30.160	5.8	12.210	36.610 66.770
	 Emily					
56	Simmonds High Flyers Trampoline Club	10.370	26.670	6.4	12.695	39.595 66.265
	 Susan					
57	Frankovich Midwest Training and Ice Center	9.690	21.090	7.7	13.640	42.540 63.630
	 Ioanna Foskolou					
58	A.C. Pefkis	11.080	25.580	5.2	11.200	36.100 61.680
	 Rozemarijn van					
59	der Worp Pro Patria Zoetermeer	10.315	28.415	4.2	10.425	33.025 61.440
	 Hannah Saxby					
60	London Trampoline Academy-Team Nova	7.410	20.110	3.4	10.335	32.535 52.645
	 Amelia Stewart					
61	London Trampoline Academy-Team Nova	11.595	18.195	4.6	11.385	34.285 52.480
	 Francesca Sweet					
62	London Trampoline Academy-Team Nova	7.575	18.375	4.0	10.725	31.925 50.300
	 Fleur Brommer					
63	SV Omnia 2000 Aalsmeer	11.130	25.130	3.8	8.405	25.005 50.135
	 Sadie Hillman					
64	Freefallers Trampoline	4.120	9.720	5.7	13.100	39.500 49.220

Club							
65	 Hannah Vangundy Ministry of Air	12.810	30.610	4.0	6.575	18.475	49.085
66	 Abigail Morgan High Flyers Trampoline Club	14.235	38.835	1.9	2.880	9.280	48.115
67	 Esmay Postema DFS Hoogezand	3.950	9.450	5.0	12.910	37.610	47.060
68	 Monika Otavová Sokol Zizkov	5.530	14.730	5.7	10.295	31.695	46.425
69	 Tatjana Preuss TV 1905 Unterbach e.V.	2.935	7.235	6.7	13.240	38.040	45.275
70	 Sharona Westenberg Pro Patria Zoetermeer	2.645	6.445	5.4	13.105	38.505	44.950
71	 Marieke Winters RGV	1.395	2.995	5.6	13.160	36.360	39.355
72	 Svetlana Dadema Pro Patria Zoetermeer	1.475	3.675	4.1	10.215	29.115	32.790
73	 Jasmine Steyne London Trampoline Academy-Team Nova	5.855	11.955	1.0	1.265	4.065	16.020

In class II Men/Women, difficulty higher than 8.0 has not been counted.



© Flower Cup 2013